

Specifications

Model	7485
Color	Gray
Capacity	60 ml / 2.03 fl oz
Run Time	Up to 6 hours
Features	Color Rotating LED Lights
Coverage	400 square feet
Rated Power	USB
Adapter Power	12V Auto or 100-240V Wall

Troubleshooting

SYMPTOM	CAUSE	SOLUTION
No mist	Unit is out of water.	Add additional water.
No mist or little mist	Unit needs to be cleaned. Oils are clinging to ceramic disc or sensor.	Clean unit as advised in instructions with clean water and clean ceramic disc/sensor with brush or swab.
	Water level is higher than max level line.	Clean unit and add water ½ way to fill line and additional water after getting mist. Remove excess water and restart the diffuser.
Blinking lights	Water level indicator is dirty.	Clean unit as advised, making sure to swab the sensor/disc inside the bottom of the unit.
Unit will not stop running even though empty	Water level indicator is dirty.	Clean unit as advised, making sure to swab the sensor/disc inside the bottom of the unit.
No misting and unit is spraying water	Water is too cold.	Change to warmer water.

CAUTION: Keep away from children and pets.

This diffuser has a 1-year manufacturer guarantee.
Please call customer service at 1-888-548-0040 for assistance.
Do not return to the retailer.

Distributed by NOW Foods
Bloomington, IL 60108, USA
nowfoods.com/essential-oils

Customer Service 888-548-0040

Product of China

NOW® Essential Oils

NOW® Essential Oils are genuine reflections of the botanicals from which they're born. When properly diffused, these botanical extracts can encourage wellness, tranquility, and even inspiration. Our essential oils are highly concentrated and identity verified to ensure quality, and we use only fresh botanicals bursting with vitality and beneficial compounds. For nearly 30 years NOW has been offering pure, premium essential oils, and our expertise, strict attention to detail, meticulous extraction methods, and focus on safety and purity are what set NOW® Essential Oils apart. Today we offer more than 80 essential oils including 100% pure, organic and blended varieties, the majority of which are Non-GMO Project Verified. We take the necessary steps to ensure our oils are brought to you in a manner that's scientifically and environmentally responsible.



For more information visit nowfoods.com/essential-oils.



Portable USB Oil Diffuser

nowfoods.com/essential-oils

instructions & care



Essential Oil Recipes

Add the following oils to a diffuser and enjoy:

Balancing Blends

Daily Balance

- 2 drops of NOW® Geranium Oil
- 2 drops of NOW® Rose Absolute Oil
- 2 drops of NOW® Clary Sage Oil

Head Ease

- 2 drops of NOW® Lavender Oil
- 2 drops of NOW® Peppermint Oil
- 2 drops of NOW® Chamomile Oil

Purifying Blends

Purifying Room

- 1 drop of NOW® Tea Tree Oil
- 1 drop of NOW® Grapefruit Oil
- 10 drops of NOW® Lemon Oil

Spring Cleaning

- 10 drops of NOW® Lemongrass Oil
- 5 drops of NOW® Lemon Oil
- 1 drop of NOW® Eucalyptus Oil

Uplifting Blends

Summer Fun

- 2 drops of NOW® Lavender Oil
- 2 drops of NOW® Peppermint Oil
- 2 drops of NOW® Grapefruit Oil

Energizing

- 1 drop of NOW® Peppermint Oil
- 1 drop of NOW® Rosemary Oil
- 2 drops of NOW® Cinnamon Leaf Oil

Relaxing Blends

Peace of Mind

- 5 drops of NOW® Lavender Oil
- 3 drops of NOW® Chamomile Oil

Calming Night

- 2 drops of NOW® Cypress Oil
- 2 drops of NOW® Lavender Oil
- 2 drops of NOW® Marjoram Oil

Romance Blends

Love is in the Air

- 1 drop of NOW® Patchouli Oil
- 3 drops of NOW® Jasmine Absolute Oil
- 5 drops of NOW® Geranium Oil

Things are Just Rosey

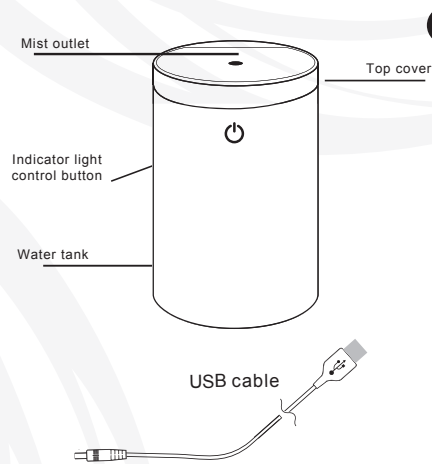
- 1 drop of NOW® Geranium Oil
- 15 drops of NOW® Rose Absolute Oil

Thank you for purchasing the NOW® Solutions Ultrasonic USB Portable Oil Diffuser. Please read the instructions carefully before using.

How it works

NOW® Solutions Ultrasonic USB Portable Oil Diffuser uses high frequency ultrasonic technology that vibrates water inside the unit, creating an ultra fine mist. When essential oils are added, they are immediately dispersed into the air providing healthful benefits and helping to ionize the air. It plugs into any USB outlet and goes anywhere you want to create a relaxing environment.

What's included



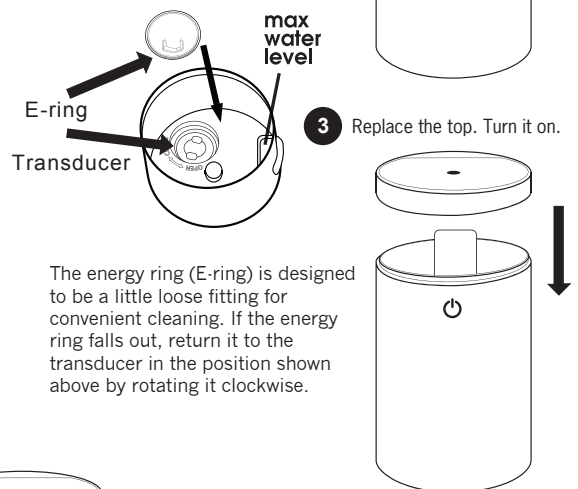
* 12V Auto and 5V DC adapters not included

How to add essential oils

- 1 Plug the USB cable into the base first then plug the unit into a powered USB port or appropriate adapter. Do not move once unit has been filled with water. Take off the cover.
- 2 Add Drops of Essential Oil

Using your own cup, fill the base with 60 ml (2 fl. oz.) of room temperature tap water.

Do not use distilled or purified/filtered water. Do not overfill.



The energy ring (E-ring) is designed to be a little loose fitting for convenient cleaning. If the energy ring falls out, return it to the transducer in the position shown above by rotating it clockwise.

How to operate

Continuous Mist:
Continuous misting mode.

Modes of Operation.

- 1st push: On, rotating LED lights on
- 2nd push: On, lights off
- 3rd push: Off, lights off

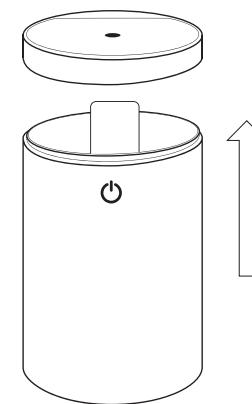


NOTE: Oil mist can damage wooden and painted surfaces; wipe up any residue quickly and often.

How to clean

We recommend that you clean your NOW® Solutions Ultrasonic USB Portable Oil Diffuser every time you change oils. Oils are corrosive, and over time, they build up on the ceramic parts. To ensure long life for your diffuser, follow these simple cleaning and maintenance instructions:

Turn off the unit and disconnect the power plug. Lift off the outer cover and remove the water tank. Empty any water remaining into a sink.



- Only use clean water at room temperature to fill the water tank.
- Rinse the water tank and wipe it dry with a clean cloth every time you use a different type of essential oil.
- Use a damp cloth to clean the exterior of the unit.
- Use a cotton swab or toothbrush to clean the ceramic disc.
- Keep water from entering the vent.
- Do not move once unit has been filled with water.
- Do not use detergents, solvents or abrasive agents to clean the diffuser unit.
- Disconnect the diffuser unit from power before cleaning.
- Use the diffuser unit on a dry and even surface.

Please read the instructions carefully before using. Manufacturer accepts no liability for damage caused by incorrect use of the NOW® Solutions Ultrasonic USB Oil Diffuser.

- ⚠ Warning and cautions
- ⊘ No allowed actions
- ⚡ Strictly prohibited

⚠	1. Clean the unit when changing to a different oil.
⚠	2. Clean the unit by rinsing the water tank and wiping it dry with a clean cloth.
⊘	3. Do not use detergents, solvents or abrasive agents to clean the diffuser unit.
⚠	4. Shut off and unplug the power before cleaning.
⚠	5. Use the original adapter provided by the manufacturer.
⚠	6. If you don't use the device for a long time, unplug and pour water out.
⊘	7. Never use steamed water or very cold water. Never use corrosive solvent to clean product.
⊘	8. Never touch water level sensor and avoid product hitting other objects.
⊘	9. Never put your hand above the ceramic disc when product is working, as this could cause pain and damage the machine.
⚡	10. Never wrap the adapter with a cloth or paper, etc. Otherwise, it cannot dissipate heat normally and may cause deformation and burn the membrane from a short circuit. Never touch the adapter with wet hands.
⊘	11. Do not use other liquids except for water and drops of essential or fragrance oils.
⊘	12. Do not aim the device at walls, ceilings, or furniture surfaces as excess moisture could cause water damage.
⚡	13. Do not take this unit apart exposing electrical parts. Call customer service for assistance and guarantee information.
⚠	14. Never place on loose fabric that can block air flow and prevent the unit from misting and ventilating properly.